


Exam for Benjamin Hing performed on 3/16/24

ANTERIOR VIEW



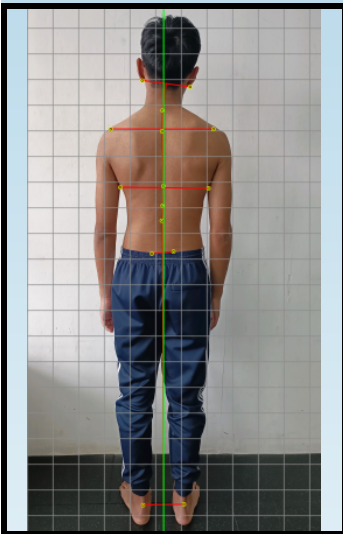
RIGHT VIEW




Posture Displacements

Body Region	Anterior Translations	Anterior Angulations	Lateral Translations	Lateral Angulations
Head	0.19 cm right	2.10° right	0.93 cm posterior	3.36° extended
Shoulder	1.29 cm left	4.25° left	2.59 cm anterior	3.05° flexed
Ribcage	0.79 cm left	N/A	N/A	N/A
Hips/Pelvis	1.41 cm left	2.56° left	4.89 cm posterior	7.06° extended
Knees	N/A	N/A	3.39 cm anterior	6.19° flexed
Total	3.69 cm	8.91°	11.80 cm	19.65°

POSTERIOR VIEW



LEFT VIEW



Posture Displacements

Body Region	Posterior Translations	Posterior Angulations	Lateral Translations	Lateral Angulations
Head	1.17 cm right	7.54° right	2.63 cm anterior	8.54° extended
Shoulder	0.69 cm left	0	1.25 cm anterior	0
Ribcage	0.57 cm right	N/A	N/A	N/A
Hips/Pelvis	0.28 cm left	5.75° left	1.13 cm anterior	0
Knees	N/A	N/A	1.13 cm posterior	2.04° extended
T1-T4	0.16 cm right	0	N/A	N/A
T4-T8	0.42 cm left	0	N/A	N/A
T8-T12	0.18 cm right	0	N/A	N/A
T12-L3	0.32 cm right	4.05° right	N/A	N/A
L3-Mid PSIS	0.26 cm left	0	N/A	N/A
Total	4.06 cm	17.34°	6.14 cm	10.57°

Estimated effective head weight secondary to head versus shoulder posture is 9.2 kg instead of 4.5 kg.

Averaged Lateral Displacements

	Head	Shoulder	Hips/Pelvis	Knees
Lateral Translations	1.78 cm	1.92 cm	3.01 cm	2.26 cm
Lateral Angulations	5.95°	2.22°	4.39°	4.11°